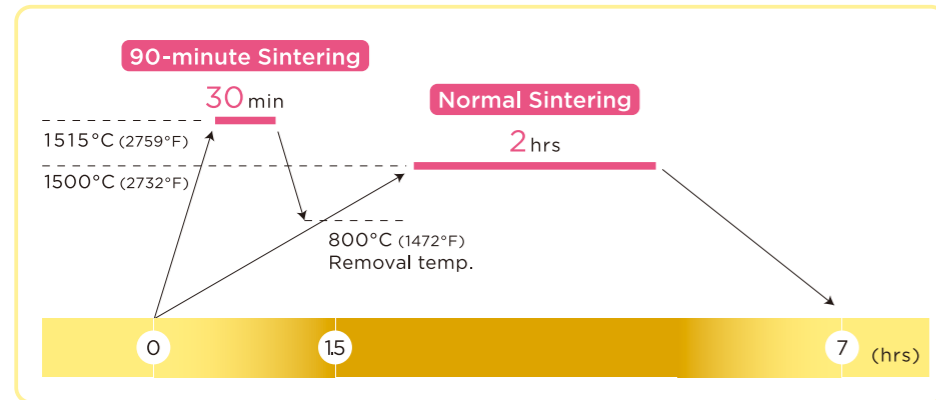


## 90-minute Sintering for Single Restorations

In addition to the usual sintering time (approximately 7 hours), under our proprietary zirconia technology, the zirconia can be sintered in approximately 90 minutes\* without any compromise of translucency or mechanical strength.

\*The material is removed from the furnace at 800°C, and is for only single framework.



### Fast Sintering Furnaces

Listed below are examples of furnaces which can reach the desired high temperature:


- Austromat 674i
- inFire HTC speed
- Sintra Plus



	High Temp.	Hold Time	Rate of Temp. increase	Rate of Temp. decrease
Normal Sintering	1500°C (2732°F)	2 hrs	10°C (18°F)/min	-10°C (-18°F)/min
90-minute Sintering	1515°C (2759°F)	30 min	35°C (63°F)/min	-45°C (-81°F)/min

## Line up

Series	Shade			Size (Diameter/Thickness)	Shade Matching (In case of using Cerabien™ZR)	HT10 LT10	HT12 LT12	HT13 LT13
	HT10	HT12	HT13					
<b>HT</b>	HT10	HT12	HT13	98.5mm / 10, 14, 18, 22, 26, 30*mm * Only for HT series	EW <sub>00</sub> EW <sub>0</sub> EW All Shades (+Shade Base)	EWY NW <sub>0.5</sub> A <sub>1</sub> NP <sub>1.5</sub> B <sub>1</sub> B <sub>2</sub>	A <sub>2</sub> A <sub>3</sub> NP <sub>2.5</sub>	
<b>LT</b>	LT10	LT12	LT13					



**UTML** Ultra Translucent Multi Layered

**STML** Super Translucent Multi Layered

**HTML** High Translucent Multi Layered

- Before using this product, be sure to read the Instructions for Use supplied with the product.
- The specifications and appearance of the product are subject to change without notice.
- Printed color can be slightly different from actual color.

\*"KATANA" and "CERABIEN" are trademarks of NORITAKE CO., LIMITED.

**Kuraray Noritake Dental Inc.**

300 Higashiyama, Miyoshi-cho, Miyoshi, Aichi 470-0293, Japan

Website [www.kuraraynoritake.com](http://www.kuraraynoritake.com)



**HT** High Translucent

**NEW LT** Low Translucent

Mono-colored zirconia for framework  
90-minute Sintering\*



## New Addition to KATANA™ Zirconia LT (Low Translucent) HT and LT series has different levels of translucency, making them especially suitable for porcelain layering!

Different levels of translucency allow you to choose between HT and LT to fabricate a highly esthetic porcelain-fused zirconia restoration with minimum laboratory effort. Porcelain-fused zirconia restorations tend to have a thin framework; their appearance may be affected by the color of the abutment. Select HT if you want to reflect the color of the abutment; select LT if you want to mask the color of the metal or discolored abutment. These options make it easier to achieve an esthetic color adjustment.

### Selecting Right Translucency for Framework

By properly using HT and LT, you can accurately select various abutment colors.

Reccomended indications

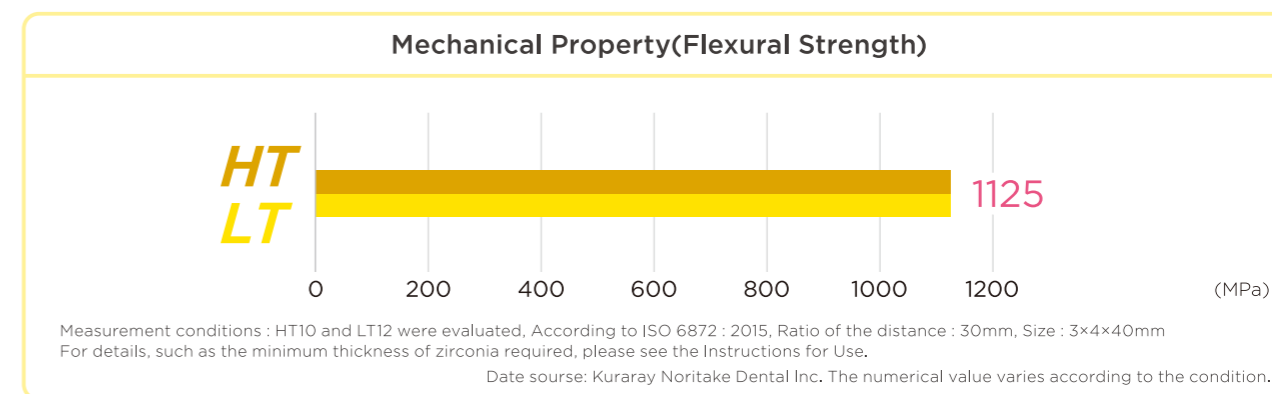
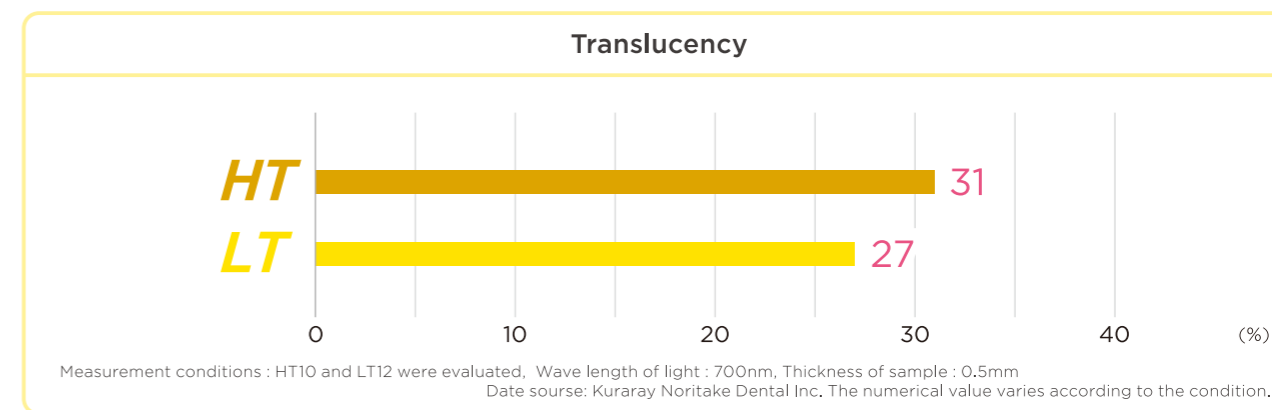
Abutment color

HT  
LT


Select HT if you want to reflect the abutment color; choose LT if you want to mask abutment color. Use Shade Base and Opacious Body to adjust the base color according to the target shade you want to achieve.

## Translucency and Mechanical Property Needed to Fabricate Restorations

Both HT and LT have the required mechanical property to serve in a variety of applications, from single crowns to bridge frameworks. The masking ability of the LT is well-balanced, due to its good level of translucency.



## Masking degree comparison between HT and LT on the metal abutment (Frame thickness 0.4mm)



Non discolored Abutment      Non discolored Abutment + HT12



Metal Abutment      Metal Abutment + HT12      Metal Abutment + LT12

#### Examples of Use

Fabricated using porcelain

### HT

Tooth color is reflected.



1. Shade taking



2. Checking the frame on the model



3. Seating in the mouth

Picture provided: Cusp Dental Supply Inc., Kazunobu Yamada, RDT  
Clinical cases contributed by Junichi Yoshida, DDS, Restoration fabricated by Kazunobu Yamada, RDT

#### Examples of Use

Fabricated using porcelain

### LT

Tooth color is masked.



1. Shade taking



2. Trying fit in the mouth



3. Seating in the mouth

Picture provided: KALOS CO.,LTD., Choujiro Masuda, RDT  
Clinical cases contributed by Yasunori Fujiwara, DDS, Restoration fabricated by Yutaka Furuya, RDT